

Attachment B

About FDA

Home > About FDA > Transparency > FDA-TRACK: Agency-wide Program Performance

Browse FDA-TRACK Program Areas or Advisory Committees Index

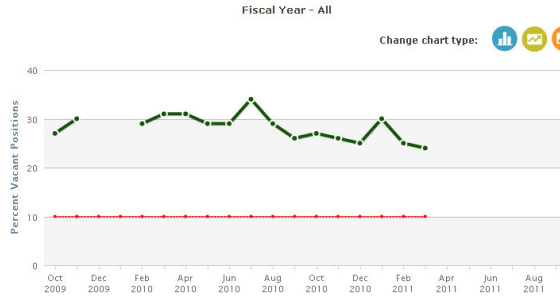
Percent of CDER advisory committee member positions vacant at the end of the month

Download XML file | Related Links

Dictionary: Access to state-of-the-art, scientific expert advice to support agency decision making processes is imperative to the FDA advisory committee process. Having the fewest vacancies on our committees allows the agency to have ready access to those experts and supports the ability of FDA to meet its public health mission. For more information about FDA advisory committees, please visit <http://www.fda.gov/AdvisoryCommittees/default.htm>

Change Fiscal Year All

Change chart type: [Bar] [Line] [Area] [Pie]

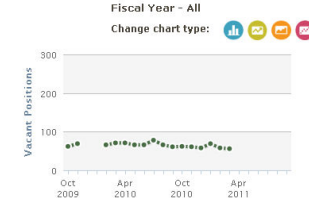


Overlay measure(s):

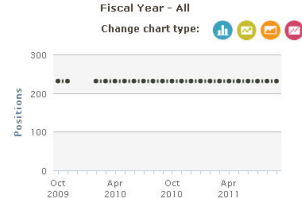
- Number of CDER advisory committee member positions vacant at the end of the month
- Total number of CDER advisory committee member positions at the end of the month

Time	Target	Percent Vacant Positions
Oct 2009	10	27
Nov 2009	10	30
Dec 2009	10	TBD
Jan 2010	10	TBD
Feb 2010	10	29
Mar 2010	10	31
Apr 2010	10	31
May 2010	10	29
Jun 2010	10	29
Jul 2010	10	34
Aug 2010	10	29
Sep 2010	10	26
Oct 2010	10	27
Nov 2010	10	26
Dec 2010	10	25
Jan 2011	10	30
Feb 2011	10	25
Mar 2011	10	24
Apr 2011	N/A	TBD
May 2011	N/A	TBD
Jun 2011	N/A	TBD
Jul 2011	N/A	TBD
Aug 2011	N/A	TBD
Sep 2011	N/A	TBD

Number of CDER advisory committee member positions vacant at the end of the month



Total number of CDER advisory committee member positions at the end of the month



Time	Target	Vacant Positions
Oct 2009	N/A	62
Nov 2009	N/A	69
Dec 2009	N/A	TBD
Jan 2010	N/A	TBD
Feb 2010	N/A	66
Mar 2010	N/A	71
Apr 2010	N/A	71
May 2010	N/A	66
Jun 2010	N/A	66
Jul 2010	N/A	78
Aug 2010	N/A	66
Sep 2010	N/A	61
Oct 2010	N/A	62
Nov 2010	N/A	61
Dec 2010	N/A	58
Jan 2011	N/A	69
Feb 2011	N/A	58
Mar 2011	N/A	56
Apr 2011	N/A	TBD
May 2011	N/A	TBD
Jun 2011	N/A	TBD
Jul 2011	N/A	TBD
Aug 2011	N/A	TBD
Sep 2011	N/A	TBD

Time	Target	Positions
Oct 2009	N/A	231
Nov 2009	N/A	231
Dec 2009	N/A	TBD
Jan 2010	N/A	TBD
Feb 2010	N/A	231
Mar 2010	N/A	231
Apr 2010	N/A	231
May 2010	N/A	231
Jun 2010	N/A	231
Jul 2010	N/A	231
Aug 2010	N/A	231
Sep 2010	N/A	231
Oct 2010	N/A	231
Nov 2010	N/A	231
Dec 2010	N/A	231
Jan 2011	N/A	231
Feb 2011	N/A	231
Mar 2011	N/A	231
Apr 2011	N/A	231
May 2011	N/A	231
Jun 2011	N/A	231
Jul 2011	N/A	231
Aug 2011	N/A	231
Sep 2011	N/A	231

Related Links

- FDA-TRACK Advisory Committees Dashboard

Note: The data provided on this website is produced on an ongoing basis for performance management purposes and is subject to change due to updates of preliminary estimates, corrections, or other reasons. In addition, FDA may change the type or amount of data provided on this website at any time.